



## STEP 1

- Fold and iron edge



## STEP 2

- Fold and sew, leaving section open for optional filter



## STEP 3

- Turn mask right side out
- Drop in nose strip (optional), center and sew



## STEP 4

- Fold
- Sew both sides of pleat

1 1/4" (About 3/4" deep)



## STEP 5

- Unfold
- Iron



## STEP 6


- Secure pleats



## STEP 7

- Attach elastic  
(I prefer around the head style)

11 1/2"



9 1/4"